

Steel interior door „Teckentrup”

Door leaf/Door element



Text example

Compile and tender according to requirements.
Please refer to technical data below for respective details.
Updated 1st June 2015

Position	No. of pieces	Item	Unit price €	Total price €
		Door element „Teckentrup” DIN right handed. Door leaf made of hot-dip galvanized thin metal sheet, 40 mm thick, rebated on 3 sides. Frame galvanized and EC-prime coated with NTK seal on 3 sides. Tumbler lock (Bb)/profile cylinder lock. Black round handle set „Teckentrup”		

Technical data

Product:	Interior door „Teckentrup“ Climate class III Stress group S
Dimensions:	Single leaf width: 750 - 1250 mm height: 1875 - 2250 mm Double leaf width: 1500 - 2500 mm height: 1875 - 2250 mm
Type of handing:	DIN right or DIN left
Door leaf:	Rebated on 3 sides made of hot-dip galvanized thin metal sheet, screwed-in leaf parts V0020 (above width of 1000 mm V0026) Door leaf thickness: 40 mm
Frame:	Galvanized and prime coated frame, similar to RAL 9016 (Traffic white) with 3-sided NTK seal. Welded-on wall anchor plugs.
Surface:	<ul style="list-style-type: none"> Galvanized door leaf or galvanized/powder coated, similar to RAL 9016 (Traffic white) Galvanized and powder coated in: Sepia brown, Moss green, Reed green, Pigeon blue, Carmine, Pure white Galvanized and plastic film coated in: Light oak, White ash, Beech natural, Classic oak and Cherry design. Powder coated in acc. with RAL (additional charge)
Fittings:	<ul style="list-style-type: none"> Hinges V0020 (above width of 1000 mm V0026) Bb/profile cylinder lock without handle set, (tumbler insert (Bb) for purchased handle set), prepared for short plate Black round handle set
Special equipment:	<ul style="list-style-type: none"> Lock prepared for profile cylinder with latch lever and tumbler insert (Bb) Bathroom lock / WC lock Profile cylinder with 3 keys Spyhole without viewer Spyhole with micro door viewer Letter box with flap Letter box cover Aluminium ventilation grille/Steel transformer grille Retractable bottom seal Door leaf prepared for rose escutcheon Door leaf prepared for top door closer Door element prepared for top door closer Top door closer 3-piece hinges, V8026 (pair) Frame without floor recess RAL of your choice

Glazing:

Also available in **STAINLESS STEEL**

Door leaf	Glazing strip version	Glazing
Galvanized	With LM strips, can be painted	Wire patterned glass up to 6 mm
Galvanized and powder coated Traffic white	With E6 anodized LM strips (naturally nodized)	Wire patterned glass up to 6 mm
Colour	With E6 anodized LM strips (naturally nodized)	Wire patterned glass up to 6 mm
Designs	With E6 anodized LM strips (naturally anodized)	Wire patterned glass up to 6 mm
Wood designs	With E6 anodized LM strips (naturally anodized)	Wire patterned glass up to 6 mm

Standard sizes:

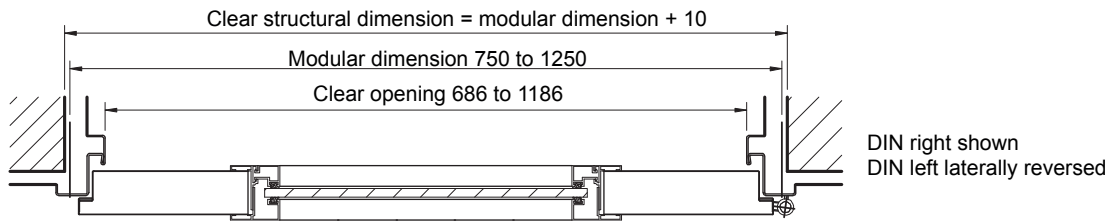
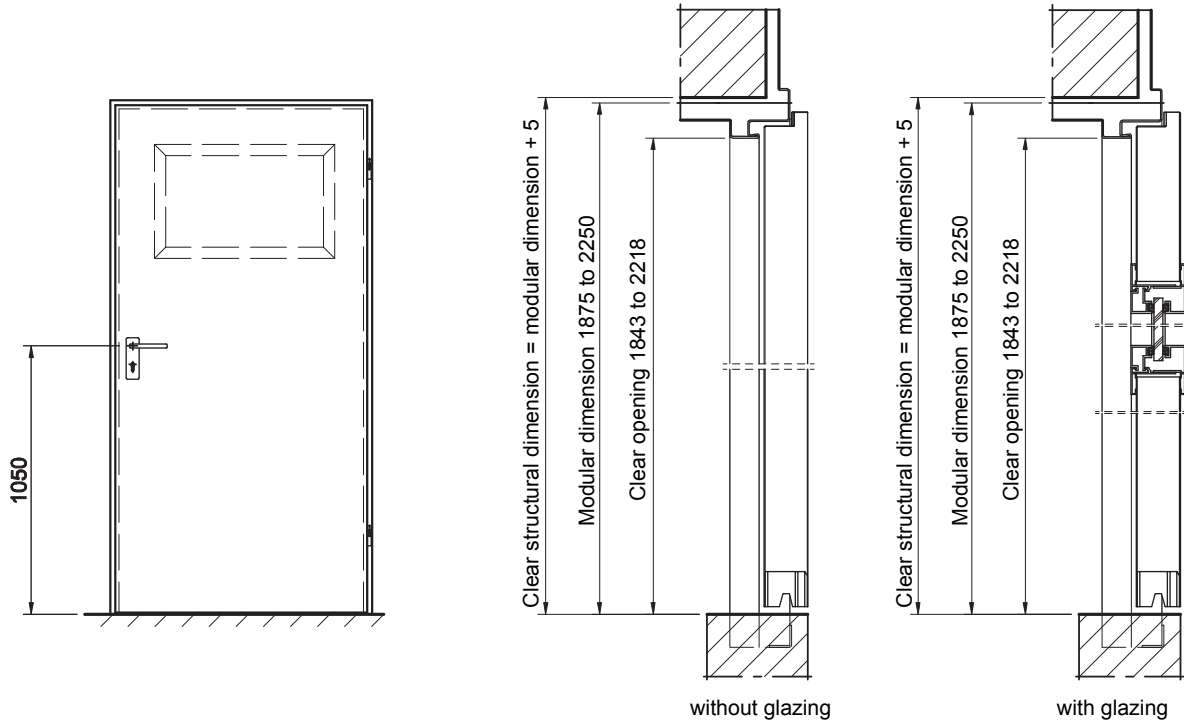
Ordering dimensions/ Modular dimensions width x height	Pane size L1	Pane size L2	Pane size L3
	width x height		
625 x 2000	245 x 360	245 x 960	245 x 1335
750 x 1875	370 x 360	370 x 960	370 x 1210
2000	360	960	1335
2125	360	960	1460
875 x 1875	495 x 360	495 x 960	495 x 1210
2000	360	960	1335
2125	360	960	1460
1000 x 1875	620 x 360	620 x 960	620 x 1210
2000	360	960	1335
2125	360	960	1460

Special sizes: from 500 x 2000 mm to 1250 x 2250 mm

Interior door „Teckentrup“ double leaf


Dimensions 1500 x 1875 mm to 2500 x 2250 mm

Steel interior door „Teckentrup” Door leaf/Door element



Floor connections:

Image 1: without floor recess
Image 2: With bottom /seal



Installation in masonry/ concrete walls

