

# Teckentrup single and double-leaf swing door

optionally with glazing



## Text example

Compile and tender according to requirements.  
Please refer to technical data below for respective details.  
Updated 1<sup>st</sup> June 2015

Position	No. of pieces	Item	Unit price €	Total price €
		Teckentrup swing door with honeycomb core, single-leaf door element, door leaf stainless steel with marbled/240 grain size finish, 40 mm thick with corner frame made of stainless steel, 2 mm thick, with seal retainer made of special aluminium profiles, drive lock, swing door hinges on both sides.  „Teckentrup“ or equivalent.		



## Technical data

**Product:** Teckentrup swing door

### Installation

- in:**
- Masonry
  - Concrete
  - Lightweight construction wall

**Dimensions:**

Single-leaf	width:	750 - 1250 mm
	height:	1875 - 2250 mm
Double-leaf	width:	1500 - 2500 mm
	height:	1750 - 2500 mm

**Type of handing:** DIN right or DIN left

**Door leaf:** Hot-dip galvanized thin metal sheet or stainless sheet steel marbled/240 grain size  
Door leaf thickness: 40 mm  
Insulation: Honeycomb core

**Frame:** Corner frame 2 mm thick sheet steel or stainless sheet steel with 240 grain size finish  
Special equipment: Block or closed frame, stainless steel

**Surface:**

- Galvanized and prime coated door leaf/frame, similar to RAL 9002 (grey white)
- Stainless steel version

**Fittings:** Swing door hinges on both sides

**Seal:** Seal retainers made of special aluminium Profiles  
Hinge area: vertical EPDM sealing lip  
Lock area: soft groove-mounted seal, grey, vertical

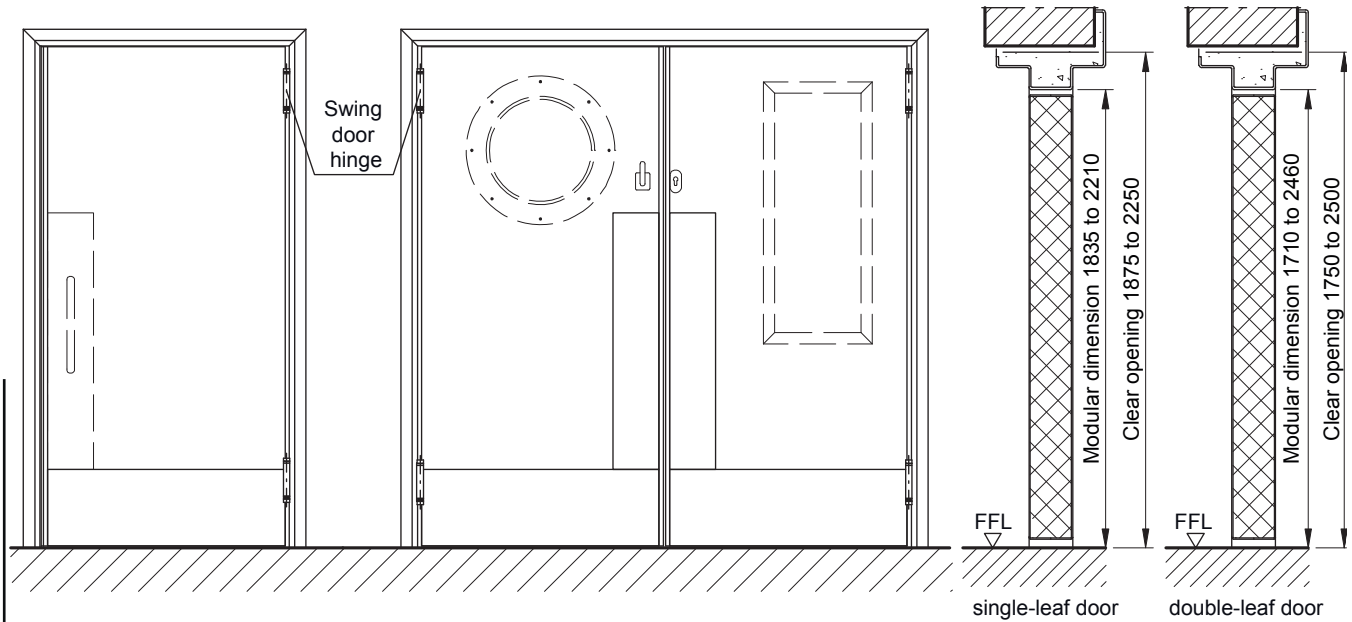
**Glazing:** Laminated safety glass (VSG) 6 mm with aluminium strips  
Up to 0.5 m<sup>2</sup> (window size)  
Round glazing (VSG) C. o. Ø 400 mm with stainless glass-holding strip

- Special equipment:**
- Aluminium pull handle L= 350 mm (one-sided) incl. attachment equipment
  - Drive lock for profile cylinder retainer with 2 locking rods (galvanized steel)
  - Sliding bolt with concealed sliding bolt bars with lateral pivoting handle (Fuhr)
  - Fuhr lockable, prepared for profile cylinder 30.5

Standard sizes:	Ordering dimensions/ Modular dimensions width x height single-leaf	Ordering dimensions/ Modular dimensions width x height double-leaf
	750 x 1875	1500 x 1750
875 x 2000	2000 x 2000	
1000 x 2000	2125 x 2125	
1125 x 2125	2250 x 2250	
1250 x 2250	2500 x 2500	

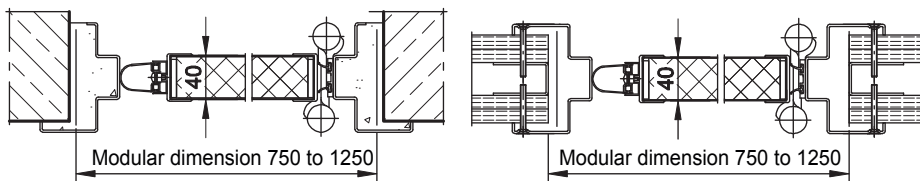
# Teckentrup single and double-leaf swing door

optionally with glazing



Single-leaf swing door with corner frame

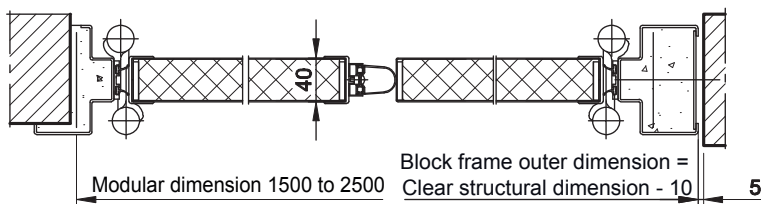
Single-leaf swing door with partition frame



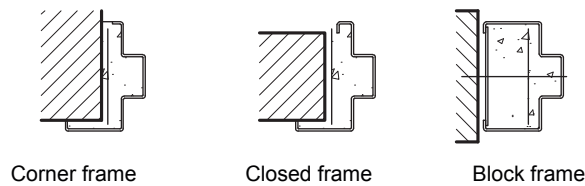
corner frame

Double-leaf swing door

block frame



## Installation in masonry/ concrete walls



## Installation in autoclaved aerated concrete walls

